


# hydroponics in the CLASSROOM



HydroFood.Com

## Primary-Level Notebook

Created by  
Glenna Tabor



Name \_\_\_\_\_

Draw a picture of the classroom hydroponics system the first day in the left box and on harvest day in the right box.

<p>First Day</p>	<p>Harvest Day</p>
------------------	--------------------

Write about the first day. \_\_\_\_\_

\_\_\_\_\_

\_\_\_\_\_


Write about harvest day. \_\_\_\_\_

\_\_\_\_\_

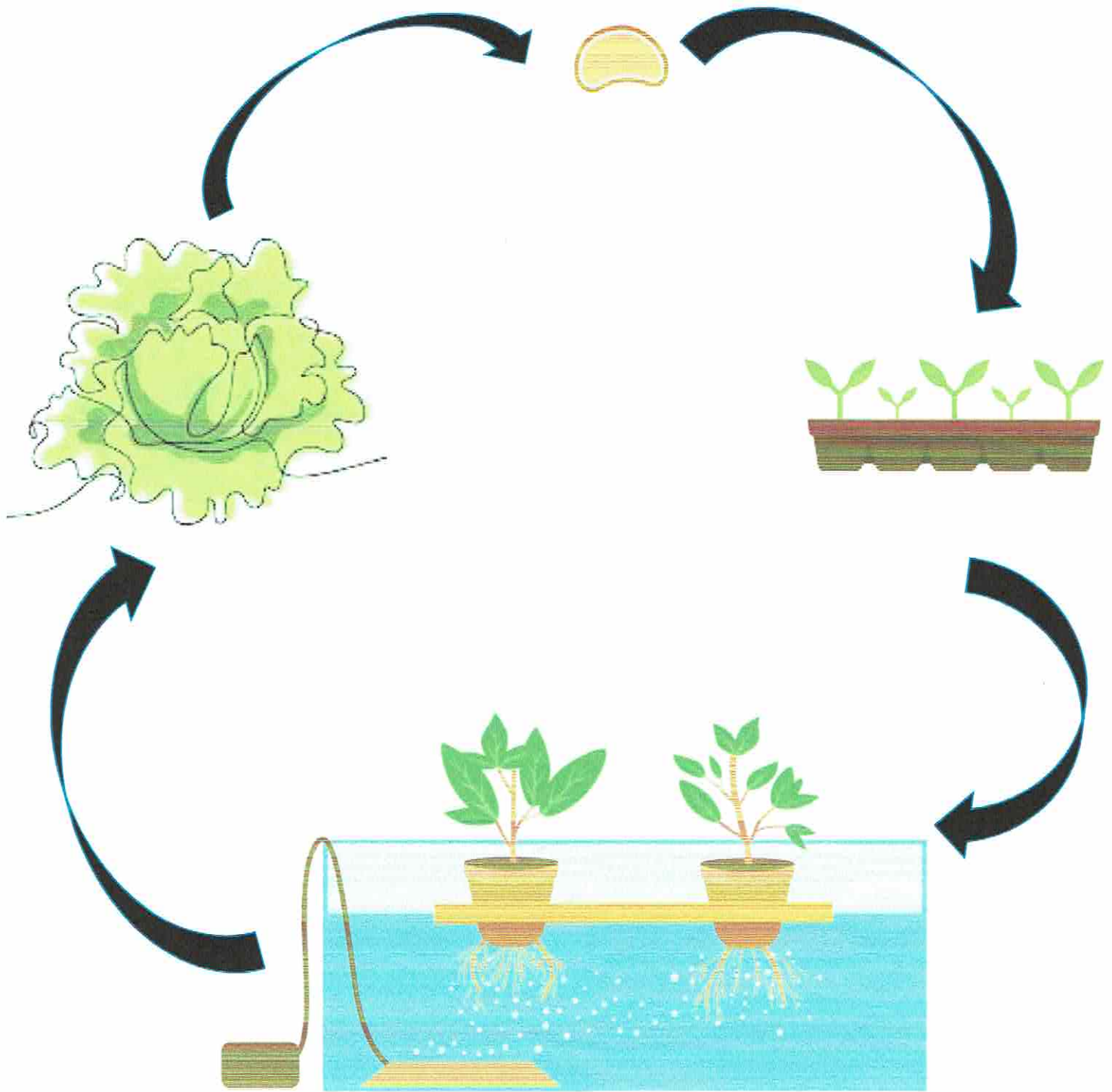
\_\_\_\_\_

- Word Bank:**      tank      plant      water      shelf      green  
leaves      roots      grow      light      hydroponics

# Plant Growth



# Life Cycle of a Hydroponic Plant



Growing in a tank

seed

Seedlings  
in tray

Ready to  
harvest



# My Hydroponic Journal

Today I saw \_\_\_\_\_  
\_\_\_\_\_  
\_\_\_\_\_

The plants are \_\_\_\_\_  
\_\_\_\_\_  
\_\_\_\_\_

We measured and \_\_\_\_\_  
\_\_\_\_\_  
\_\_\_\_\_

Wow! \_\_\_\_\_  
\_\_\_\_\_  
\_\_\_\_\_

We smelled \_\_\_\_\_  
\_\_\_\_\_  
\_\_\_\_\_

The best part of hydroponics is \_\_\_\_\_  
\_\_\_\_\_  
\_\_\_\_\_